

Sabrina I. Pacifici

Law Librarian
Founder, Editor, Publisher
LLRX.com®

the free webzine publishing legal and technology articles and resources
for librarians, lawyers and researchers since 1996

www.llrx.com

Author, beSpacific®

The daily weblog on primary resources related to law and technology
Accurate, focused law and technology news, since 2002

www.bespacific.com

NE2007: Libraries Without Borders II 4th Northeast Regional Law Libraries Meeting

Competitive Intelligence on a Shoestring – an overview of selected sites services, and
techniques, for researchers in the U.S. and Canada

Please see Sabrina's comprehensive, continually updated guide to selected CI sources, tools,
techniques and services:

www.llrx.com/features/ciguide.htm

www.llrx.com/features/ciguide.htm

Competitive Intelligence - A Selective Resource Guide

By Sabrina I. Pacifici, Published on September 28, 2007

Enter Freely, Variation

First published on November 20, 2005, by Sabrina I. Pacifici and Donna F. Cavalitto

Completely revised and updated by Sabrina I. Pacifici on: March 15, 2006, October 13, 2006, January 16, 2007, June 19, 2007 and September 20, 2007.

Contents

Selected Search Engines for Web, Blogs, Video, News and Alerts	Selected Business Info Websites, Databases, Blogs - Free and Free	Selected Online People Tracking Sources	Television and Radio News Transcripts	Legislative Monitoring and Tracking
E-Newsletters, Online Newspapers, Journals and News Services	Monitoring Trends, Companies and Products	Selected RSS Feeds from Business Related News	Identification of Company Legal Representation	Online Tools for Competitor Monitoring
Westlaw Watch and Lexis Trackers	Benchmarking and Country Profiles	CI Pathfinders and Link Collections	Web Directories and Portals	Website Trackers

[Note: The accuracy and reliability of all data online is subject to verification. It is highly recommended that you use multiple sources, cross-check data and routinely perform due diligence reviews on information and sources.]

Selected Web, Blogs, News, Video Search and Alerts

Web Search

Ask.com - supports targeted search for blogs and RSS feeds, news, images, local info - <http://www.ask.com/>

Business.com - the business search engine - <http://www.business.com/>

Clusty - "queries several top search engines, combines the results, and generates an ordered list based on comparative ranking" - <http://clusty.com/>

Excite! - "search the entire Web for information in different formats (web sites, video, images, Wikipedia, Word documents, pdf files...)" - <http://www.excite.com/search>

Google - use to search for company name, news, corporate documents and financial data, presentations, people, Ex - stocks deli

use advanced search - http://www.google.com/advanced_search?hl=en to narrow and focus search results.

Google Universal Search: From upper left hand side of Google main page, users may choose to search: Images, Video, News, Maps

Google Video search indexes Yahoo Video, MySpace TV shows, movies, music videos, documentaries, personal productions and more.

Law.com's Quest - a legal search engine from Law.com - <http://quest.law.com/Search/>

MetaCrawler - "MetaCrawler uses innovative metasearch technology to search the Internet's top search engines, including Google, Yahoo!, MSN Search and Ask." <http://www.go2net.com/>

Reuters Business News - Top Stories, International Business, Financial News - Search quotes, news, video and pictures, <http://www.reuters.com/business> Search industry profiles <http://www.reuters.com/business/industries>, sectors, benchmarking

Federal Legislative Research
Foreign & Comparative Law
Legislative Research Guide
United States Law

LIBRARIAN RESOURCES

Competitive Intelligence
Government Resources
Information Management
Law Library Management
Presentation Skills
B2B News & Legal Resources

LEGAL TECHNOLOGY

E-Discovery
Gadgets & Gizmos
Interrals
Knowledge Management
Websites, Blogs, & Wikis

PHARMACEUTICALS

Drug Law & Technology News

The Rise of the Machines

Chairman Waxman and Tremey

Introduce Iraq Contagion Resolution

Patent Drug Information Available

from Pubmed

Treasury Releases Second in

Series of Papers on Social Security

Reform

CMS Launches Medicare

Prescription Drug Plan Finder

Ask by Google

Easy Legal Graphics

Create Legal Drawings and

© Sabrina I. Pacifici

Presentation Links

- **Competitive Intelligence: A Selective Resource Guide**, by Sabrina I. Pacifici: www.llrx.com/features/ciquide.htm
- **Microsoft PressPass** - resource for the latest news about Microsoft, including feature stories, press releases, executive speeches and photos: <http://www.microsoft.com/Presspass/default.msp>
- Use **corporate websites** for current awareness tracking and monitoring: leverage company initiated data and updates: example is the <http://www.investor.bayer.com/en/>
- **Business Lit.** - relevant articles, lists, benchmarking data: Forbes Lists <http://www.forbes.com/lists/>
- **Hoover's** free information on companies, industries and executives: <http://www.hoovers.com/free/>
- **ZoomInfo** business information search engine: <http://www.zoominfo.com>
- **Pipl** - People search engine that aggregates links and data about an individual's public profile, including bios, published works, news, public records, photos and images: <http://www.pipl.com/>
- **News Directory** links to over 3,600 newspapers - over 4,800 magazines - hundreds of television stations: <http://www.newsdirectory.com/>
- **Blinkx** - Search for video and audio clips, using standard keyword and Boolean queries, or conceptual search. Over 14 million hours of video: <http://www.blinkx.com/>
- **HighBeam Research** - Access to 3,000 reliable resources (wires, newspapers, magazines, transcripts, pictures, press releases, books, images...all from one access point (fee and free) <http://www.highbeam.com/>
- **10K Wizard** - Real-time online access and full-text search of the EDGAR system, <https://secure.10kwizard.com>
- **LLRX.com Research RoundUp: Business Filings Databases**, by Kathy Biehl <http://www.llrx.com/columns/roundup29.htm>
- Search for a Federal Corporation in Canada: http://strategis.ic.gc.ca/cgi-bin/sc_mrksv/corpdtr/dataOnline/search.cgi?lang=e
- **Canadian Trade-marks Database** <http://strategis.ic.gc.ca/app/cipo/trademarks/search/tmSearch.do?language=eng>
- Official site that provides access to most public securities documents and information filed by public companies and investment funds with the Canadian Securities Administrators (CSA) in the **SEDAR** filing system: www.sedar.com
- **BusinessWires News Releases** - by industry, subject - via RSS <http://tinyurl.com/2xy238>
- **Bizjournals** - choose RSS feeds by industry or region. http://www.bizjournals.com/rss_promo/
- **Industry Canada** - locate data by sector <http://www.ic.gc.ca/epic/site/ccc-rec.nsf/en/Home>
- **Canadian Company Capabilities**, free but requires registration <http://www.ic.gc.ca/epic/site/ccc-rec.nsf/en/Home>
- **Google Finance**: <http://finance.google.com/finance>
- **Google/Yahoo** side by side financial data query results: <http://financene.ws/>
- **Yahoo finance search and RSS feeds**: <http://finance.yahoo.com/search>
- **Free Moreover RSS News Feeds** on business, industry: http://w.moreover.com/site/products/rss_feeds.html

© Sabrina I. Pacifici

The screenshot shows the Microsoft PressPass website. The left sidebar contains a navigation menu with categories like 'Microsoft News', 'Product Families', and 'Popular Places'. The main content area features a featured article titled 'Microsoft's Foodservice Innovation Outlook' with a photo of a chef. Below this is a 'Highlights' section with several news items. A blue arrow points to the 'PressPass Subscriptions' button in the left sidebar. Another blue arrow points to the 'Microsoft's Foodservice Innovation Outlook' article. A third blue arrow points to the 'PressPass for Journalists' link in the 'Popular Places' section.

© Sabrina I. Pacifici

Current awareness tracking and monitoring: leverage company initiated data and updates

The screenshot shows the Bayer Investor Relations website. At the top, there are three subscription links: "Subscribe to Bayer IR Newsfeed: Investor News...", "Subscribe to Bayer IR Newsfeed: Events...", and "Subscribe to Bayer IR Newsfeed: News on the site...". Below these are navigation tabs for Home, Bayer Group, Stock, Bonds, Reports, Events, Search, and Investor. The main content area includes a "Current Investor News" section with several news items, a "Highlights" section with PDF links, and a "Service" menu on the right with options like "Contact IR Team", "Order Publications", and "RSS News Feeds". Three blue arrows point to the subscription links, the news section, and the service menu.

© Sabrina I. Pacifici

Business Lit – relevant articles, lists, benchmarking data: Forbes Lists <http://www.forbes.com/lists/>

The screenshot shows the Forbes website's "Business Lit" section. A red box highlights the "Companies" list, which includes "500 Best Small Companies", "400 Best Buy Companies", "Beyond The Balance Sheet", "Free Breakup Possibilities", "Hidden Real Estate Value", "Free Cash Flow", "Stand Values", "Earnings Quality", "Corporate Citizenship", "Corporate Integrity", "Innovation", "Fastest-Growing Techs", "Asia's Best Under A Billion", "Asia's Fabulous 50 Companies", "Largest Private Companies", "World's 2,000 Largest Companies", and "Global High Performers". Other sections include "The World's 100 Most Powerful Women", "The Celebrity 100", "CEO Compensation", "The Best Brokerage Analysts", "Real Estate", "Education", "Food & Drink", "Health", and "Special Reports". The page also features various advertisements and a "Personalize Now!" button.

© Sabrina I. Pacifici

http://www.hoovers.com/harpercollins/ID_43558-Free-co-factsheet.shtml

SEARCH HOOVER'S
HarperCollins Publishers, Inc.
By Name / Ticker
By News / Director

HarperCollins Publishers, Inc.
10 E. 53rd St.
New York, NY 10022 (Map)
http://www.harpercollins.com/ (W)
Phone: 212-207-7000
Fax: 212-207-7145

Hoover's coverage by Amy Schatz

VIEW FREE CONTENT
Fact Sheet
News
Executives
Press Releases
Industry Watch

Buy A Report on HarperCollins
Hoover's Report
D&W Report

LAMP'S SUBSCRIBER CONTENT
Sample Overview & History

Overview & History
Key People
Executive Biosographies
Company History
Products/Operations
Company Watch List
Downloadable Financials
Family Tree Viewer

MORE RESOURCES
Work More Efficiently
Monitor Business News
Research
Tech Trends
Financial Research Center
Tech, Tech Traveler
Sales and Marketing Performance Center
Small Business Center
SMB On Call Center
Industry Watch

Hoover's Company Lists
The Hoover's Index
HOOPER'S BUSINESS LISTING
HOOPER'S SMALL BUSINESS LISTING
HOOPER'S PUBLIC COMPANY LISTING
New! Hoover's Business Watch
Hoover's Blog
Company & Geography Directory
Hoover's Business Directory
Hoover's Books
Sign Up For Newsletters
Check Out Our Web

Overview
Life Insurance... so you have less things to worry about.
Click Here for a free quote!
10-Yr Level Term: \$16.14
\$100,000 Policy: \$21.88
Monthly Premiums: \$24.84
\$50,000: \$16.00

Don't See What You're Looking For? Buy the full company report for \$29-\$99. [ACT UP NOW!](#)

Key Numbers
Key Financials for HarperCollins Publishers, Inc.
Company Type: Subsidiary of [Dow Corning](#)
Fiscal Year-End: June
Sales (mil.): \$165.2 (est.)
Employees: 1,425

YEP! Want to stay ahead of the latest in IPO news? Sign up for Hoover's IPO Update newsletter and start receiving Hoover's content delivered straight to your inbox. Each newsletter is delivered weekly to help you stay ahead of the competition.

Key People
Key people and executives for HarperCollins Publishers, Inc.
President and CEO: Jane Friedman
EVP and COO: Glenn D'Agnes

© Sabrina I. Pacifici

ZoomInfo business information search engine <http://www.zoominfo.com>

zoominfo
Company Search | People Search | Job Search

HarperCollins Inc.
10 E 53rd St
New York, NY 10022
Phone: (212) 207-7000
Fax: (212) 207-7145

Key People
Jane Friedman
President and Chief Executive Officer

Summary
Industry: Publishing
Revenue: \$165.2 Million
Employees: 1,425

Key People
Jane Friedman
President and Chief Executive Officer

Job Openings
Public General Events Group
New York, NY
Senior Account Children's Books
New York, NY
Assistant Designer Children's Books
New York, NY
Design Assistant Children's Books
New York, NY

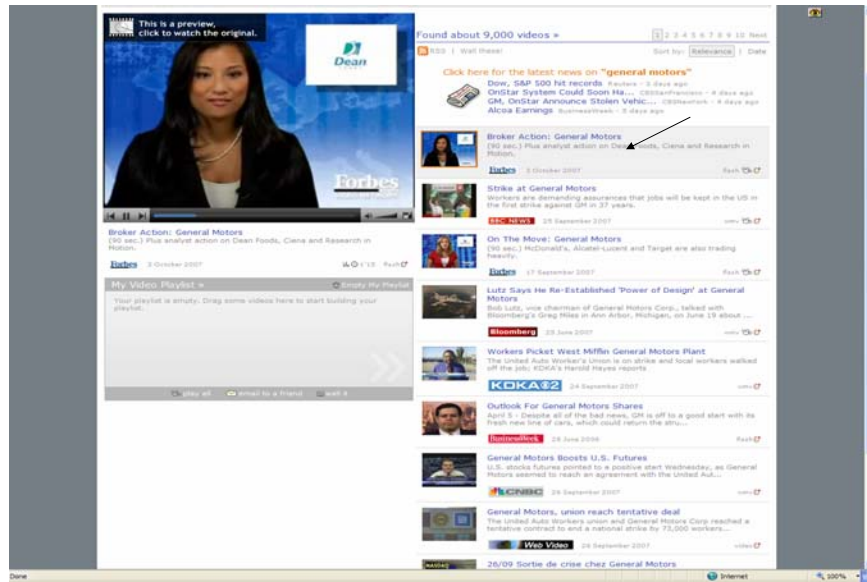
Ms. Jane Friedman
President and Chief Executive Officer
HarperCollins
New York

Employment History
1. President and Chief Executive Officer
HarperCollins
New York, NY
2007-2008
2. President and Chief Executive Officer
HarperCollins
New York, NY
2007-2008

Education
B.A. English
New York University

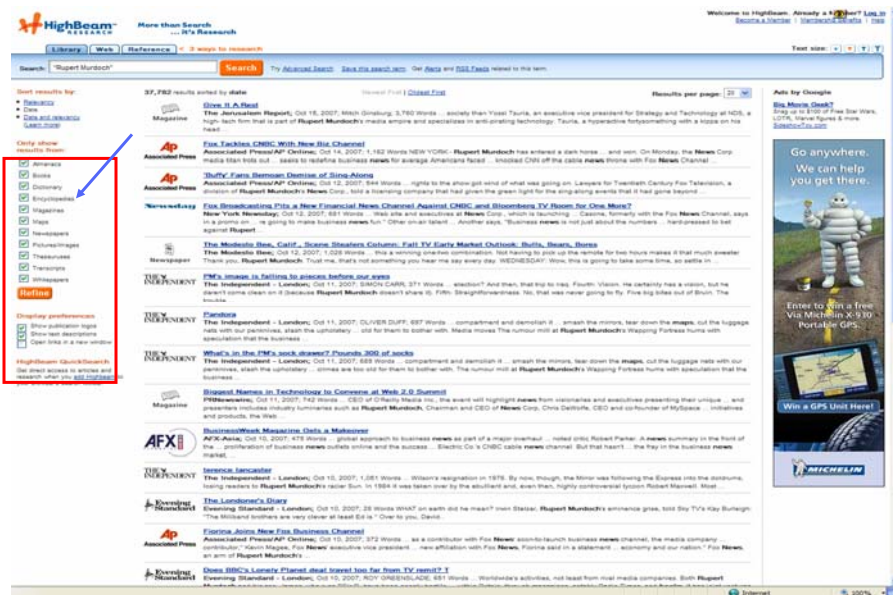
© Sabrina I. Pacifici

Search for video and audio clips, using standard keyword and Boolean queries, or conceptual search
Over 14 million hours of video <http://www.blinkx.com/>



© Sabrina I. Pacifici

Access to over 3,000 reliable resources in one place (fee and free) <http://www.highbeam.com/>



© Sabrina I. Pacifici

10K Wizard, subscription req'd <https://secure.10kwizard.com>

The screenshot shows the 10K Wizard website interface. At the top, there is a search bar and navigation links. Below, the 'Company Capsule' for HEINZ H J CO (HNZ) is displayed, including contact information and a list of services. A blue arrow points to the 'Options' menu. Below this, search results are shown in a table. A black arrow points to the 'Annual Reports' link in the first search result row. The table columns include 'Company Name (Symbol)', 'Form Type', 'Size', and 'Date'.

© Sabrina I. Pacifici

10K Wizard, subscription req'd <https://secure.10kwizard.com>

The screenshot displays the financial statements for HEINZ H J CO (HNZ) from May 2007 to May 2000. The 'Revenues' section is expanded, showing a detailed breakdown of expenses and income. The table includes columns for 'Source' and 'Amount' for each year. The 'Total Revenues' row shows values ranging from 9,001.63 in May 2007 to 9,407.95 in May 2000. Other sections include 'Expenses', 'Net Income', and 'Share Data'.

	May 2007	May 2006	Apr 2005	Apr 2004	Apr 2003	May 2002	May 2001	May 2000
Revenues								
Total Revenues	9,001.63	8,643.44	8,912.30	8,414.54	8,236.84	9,431.00	9,430.42	9,407.95
Expenses								
Direct Expenses	5,608.72	5,520.36	5,705.93	5,226.28	5,304.36	6,993.83	5,883.62	5,788.52
Gross Margin	3,392.90	3,098.07	3,206.37	3,288.26	2,932.47	2,337.17	3,546.80	3,619.42
Research & Development Expense	0.00	0.00	0.00	0.00	0.00	0.00	0.00	0.00
Selling, Gen. & Administrative Expense	1,848.19	1,978.40	1,811.23	1,709.00	1,788.64	1,748.70	2,164.45	2,352.84
Operating Income b/y Depreciation (EBITDA)	1,682.00	1,240.41	1,515.72	1,591.01	1,196.34	1,847.11	1,282.49	2,014.58
Depreciation	0.00	0.00	0.00	0.00	0.00	0.00	0.00	0.00
Depreciation Unreconciled	246.20	227.45	262.45	210.18	214.76	301.70	299.17	306.48
Amortization	0.00	0.00	0.00	0.00	0.00	0.00	0.00	0.00
Amortization of Intangibles	0.00	0.00	0.00	0.00	0.00	0.00	0.00	0.00
Operating Income After Depreciation	1,445.72	1,113.41	1,343.44	1,379.24	1,172.62	1,904.47	982.32	1,732.10
Interest Income	41.87	33.18	27.78	23.31	31.08	27.45	22.69	25.33
Earnings from Equity Interest	0.00	0.00	0.00	0.00	0.00	0.00	0.00	0.00
Total Income Avail for Interest Expense (EBIT)	1,413.80	976.57	1,263.27	1,357.07	1,081.18	1,945.41	983.32	1,708.09
Interest Expense	323.27	216.20	211.63	223.32	223.32	294.27	232.86	289.75
Pre-tax Income (EBT)	1,124.40	693.46	1,058.41	1,168.55	888.73	1,728.59	673.06	1,463.68
Income Taxes	332.80	250.70	322.79	389.62	312.37	442.70	178.14	172.12
Minority Interest	0.00	0.00	0.00	0.00	0.00	0.00	0.00	0.00
Net Income from Continuing Operations	1,114.40	693.46	1,058.41	1,168.55	888.73	1,279.99	673.06	1,463.68
Net Income from Discontinued Ops.	-0.86	202.84	18.98	25.34	80.74	0.00	0.00	0.00
Net Income from Total Operations	0.00	0.00	0.00	0.00	0.00	0.00	0.00	0.00
Extraordinary Income / Losses	0.00	0.00	0.00	0.00	0.00	0.00	0.00	0.00
Income from Cum. Effect of Acctg Chg	0.00	0.00	0.00	0.00	0.00	0.00	0.00	0.00
Total Net Income	785.75	645.60	752.70	804.27	566.29	833.89	478.01	890.55
Net Income Available for Common Preferred Dividends	785.75	645.60	752.70	804.27	566.29	833.89	478.01	890.55
Preferred Dividends	0.00	0.00	0.00	0.00	0.00	0.00	0.00	0.00
Per Share Data								
Basic EPS from Continuing Ops.	2.41	1.31	2.10	2.20	1.58	2.37	1.41	2.50
Basic EPS from Discontinued Ops.	-0.22	0.89	0.08	0.07	0.21	0.00	0.00	0.00
Basic EPS from Total Operations	2.09	2.20	2.18	2.27	1.83	2.37	1.41	2.50
Basic EPS from Extraordinary Inc.	0.00	0.00	0.00	0.00	0.00	0.00	0.00	0.00
Basic EPS from Cum Effect of Accounting Chg	0.00	0.00	0.00	0.00	-0.22	0.00	-0.04	0.00
Basic EPS, Total	2.09	1.89	2.18	2.27	1.61	2.37	1.40	2.50
Diluted EPS from Continuing Ops.	2.37	1.29	2.48	2.21	1.57	2.35	1.40	2.47
Diluted EPS from Discontinued Ops.	-0.03	0.88	0.08	0.07	0.21	0.00	0.00	0.00
Diluted EPS from Total Operations	2.25	1.88	2.12	2.29	1.82	2.35	1.40	2.47
Diluted EPS from Extraordinary Inc.	0.00	0.00	0.00	0.00	0.00	0.00	0.00	0.00
Diluted EPS from Cum Effect of Accounting Chg	0.00	0.00	0.00	0.00	-0.22	0.00	-0.04	0.00
Diluted EPS, Total	2.25	1.88	2.12	2.29	1.60	2.35	1.36	2.47
Share Data								
Dividends Paid per Share	1.39	1.20	1.13	1.08	1.48	1.60	1.54	1.44
Total Common Shares Outstanding	321.78	330.76	347.68	351.96	351.45	350.90	348.95	347.44
Shares Outstanding Common Class Only	321.78	330.76	347.68	351.96	351.45	350.90	348.95	347.44
Basic Weighted Shares Outstanding	328.62	328.10	350.04	351.81	351.25	349.92	347.76	335.27
Diluted Weighted Shares Outstanding	332.47	342.12	353.45	354.37	354.14	352.87	351.00	350.10

© Sabrina I. Pacifici

Research RoundUp: Business Filings Databases Updated
 By Sally Belski, Published on August 25, 2007

Revised and Updated: January 17, 2009, March 18, 2006 and August 25, 2007

All 50 states make some level of corporate and business filings available online. In a few instances only limited information (such as name availability) is retrievable. The majority of the states, however, use their Web presence to disseminate a range of public business reports – and most of them offer access at no charge.

This update reflects changes that have been made in the previously listed databases. The scope of this roundup does not yet include tax filings. Taxing authorities are mentioned for two states (Maryland and New Jersey) because they offer the only online route to business organization and trade name information in those jurisdictions.

Unless otherwise stated, each database listed below is free.

Before using an online public reports database, it is always a good idea to look for a disclosure of how recently the information was updated.

Alabama	Alabama	Arizona	Arkansas	California	Colorado
Connecticut	Delaware	District of Columbia	Florida	Georgia	Hawaii
Idaho	Illinois	Indiana	Iowa	Kansas	Kentucky
Louisiana	Maine	Maryland	Massachusetts	Michigan	Minnesota
Mississippi	Missouri	Montana	Nebraska	Nevada	New Hampshire
New Jersey	New Mexico	New York	North Carolina	North Dakota	Ohio
Oklahoma	Oregon	Pennsylvania	Rhode Island	South Carolina	South Dakota
Tennessee	Texas	Utah	Vermont	Virginia	Washington
West Virginia	Wisconsin	Wyoming	Commercial Services		

Alabama
 The Secretary of State allows online searching of its corporations, elections, home inspectors, Land Division, notary public, sports agents, and UCC records. The Secretary of State (Public Access) corporations database includes non-profits, limited liability companies (LLCs), limited partnerships, and registered limited liability partnerships, as well as foreign entities that have qualified to do business in the state. The database permits searching by active names, only active and inactive names, word search of active and inactive names, and agents, officers or incorporators.

Alaska
 The Division of Corporations, Business and Professional Licensing (which is part of the Department of Commercial) gives online access to its searchable database of domestic and foreign corporate records, trademarks, and searched or registered business names. Business search results include the entity's status (such as bankrupt, cancelled, merged out of existence, or voluntarily withdrawn). You may search by entity name, Alaska Entity Number, or the name of the registered agent or an officer. The Division accepts online filings of articles of incorporation, articles of organization, business name registrations and annual reports.

Arizona
 The Secretary of Corporation Commission's Corporations Division hosts the State of Arizona Public Access System (STARPAS) database of corporations, LLCs, limited partnerships, trademarks, and trade names. The name availability search tool permits the user to proceed from a successful search to online name registration. In addition to a search tool, STARPAS offers alphabetical lists of active corporations, inactive corporations, corporations that have changed their names, and corporate agents. The Secretary of State also maintains searchable databases of customers' registered trade names, UCC filings, business licenses, available incorporators and registered trademark holders.

Arkansas
 The Corporation Commission (Secretary of State) accepts online filing of name reservations and annual reports.

California
 The Secretary of State maintains searchable databases of corporations, as well as non-for-profit, banks and insurance companies, trademarks, co-operations, home inspectors, and notaries. The Secretary of State accepts online business filings (such as articles of incorporation or organization, certificates of amendment, and applications for fictitious names or certificates of authority) and UCC filings by MasterCard, VISA, Discover, American Express or information network of Arkansas (RNA) account. RNA subscribers may search and make electronic filings to the UCC database.

© Sabrina I. Pacifici

Search for a Federal Corporation http://strategis.ic.gc.ca/cgi-bin/sc_mrksv/corpd/dir/dataOnline/search.cgi?lang=e

Industry Canada | Industrie Canada

Home | Contact Us | Help | Search | Canada Site

Corporations Canada • Search for a Federal Corporation

Corporations Canada

Search for a Federal Corporation

Corporations Canada allows users to search the federal corporations database free of cost. Searches can be performed by Corporation Number, Corporate Name, Creation Date, City, Province, Corporation Status or Act. Please note that, if you just completed a transaction with Corporations Canada, it may take several hours to update the database.

Please select one or more fields below to search and press submit:

[Search Tips](#)

Corporation Number:

Corporate Name:

Search Options: All words Any words This phrase

Refined Search: Word variation Exact word match

City:

Province:

Corporation Status:

Corporation Act:

Sort Results By: Relevance Corporation Number Corporate Name

Creation Date is:

and is:

Updated [top of page](#) [Important Notices](#) [Privacy Statement](#)

Internet 100%

© Sabrina I. Pacifici

Canadian Trade-marks Database <http://strategis.ic.gc.ca/app/cipo/trademarks/search/tmSearch.do?language=eng>

Canadian Intellectual Property Office / Office de la propriété intellectuelle du Canada

strategis.gc.ca / CIPQ Home

Patents Database
Decisions of the Commissioner of Patents
Trade-marks Manual
TRADE-MARKS DATABASE
Help
Tutorial
Disclaimer
Copyright Database
Industrial Designs Database

Canadian Trade-marks Database

Note: We are currently experiencing some technical difficulties with the Canadian Trade-marks database. The database may not be up-to-date as of August 21, 2007. We are looking into the issue and we will keep you updated on our progress. Please [contact us](#) if you have any questions.

The database was last updated on: 2007-10-09

Disclaimer

Enter words/numbers in the text box and select field from the drop down menu. There are five searchers you can enter criteria for. Click here for [help on Search](#), [help on Fields](#), or [help on Operators](#).

Search 1

Enter search text:
Select search field:

Search 2

Select an operator:
Enter search text:
Select search field:

Search 3

Select an operator:
Enter search text:
Select search field:

Search 4

Select an operator:
Enter search text:
Select search field:

Search 5

Select an operator:

© Sabrina I. Pacifici

www.sedar.com is the official site that provides access to most public securities documents and information filed by public companies and investment funds with the Canadian Securities Administrators (CSA) in the SEDAR filing system.

SEDAR

NEW FILINGS SEARCH DATABASE COMPANY PROFILES WEB LINKS ABOUT SEDAR SITE HELP SEDAR RELEASES

Use of this site is subject to, and your continued use constitutes your express agreement to be bound by, the [Terms of Use](#) and [Privacy Statement](#).
Any unauthorized use of this site is strictly prohibited.
[Link to IMPORTANT NOTICE OF CHANGES dated May 26, 2007](#)

XBRL Voluntary Filing Program
Visit the [CSA's XBRL website](#) for information about XBRL, and the voluntary program.
[Click here](#) for information about XBRL, software and viewing XBRL financial statements.

Biovail Corporation

PROFILE

Mailing Address: 7150 Mississauga Road
Mississauga, Ontario
L5N 3B5

Contact Name: Michelle Garraway

Business e-mail: michelle.garraway@biovail.com

Telephone Number: 905 260-3077

Fax Number: 905 260-3078

Date of Formation: Mar 29 1994

Governing Jurisdiction: Federal

Industry Classification: Consumer products - biotechnology/pharmaceuticals

CUSIP Number: 09067J

Financial Year End: Dec 31

Head Office Address: 7150 Mississauga Road
Mississauga, Ontario
L5N 3B5

Short Form Prospectus: Yes

Issuer:

Reporting Jurisdictions: British Columbia, Alberta, Saskatchewan, Manitoba, Ontario, Quebec, New Brunswick, Nova Scotia, Prince Edward Island, Newfoundland

Stock Exchange: TSX, NYSE

Stock Symbol: BYV

Auditor: Ernst & Young LLP

General Partner:

Transfer Agent: C.I.B.C. Mellon Trust Company

Size of Issuer (Assets): \$100,000,001 to \$500,000,000

VIEW THIS PUBLIC COMPANY'S DOCUMENTS

HOME SITE MAP

Use of this site is subject to, and your continued use constitutes your express agreement to be bound by, the [Terms of Use](#) and [Privacy Statement](#).
Any unauthorized use of this site is strictly prohibited.
[Link to IMPORTANT NOTICE OF CHANGES dated May 26, 2007](#)

XBRL Voluntary Filing Program
Visit the [CSA's XBRL website](#) for information about XBRL, and the voluntary program.
[Click here](#) for information about XBRL, software and viewing XBRL financial statements.

© Sabrina I. Pacifici

BusinessWires News Releases- by industry, subject - via RSS <http://tinyurl.com/2xv238>

The screenshot shows the BusinessWire website interface. At the top, there are navigation tabs for 'All News', 'Company News/Content', 'Company Profiles', 'Annual Reports', and 'RSS Feeds'. Below this is a search bar and a 'RSS Feeds' section. The main content area is divided into two columns: 'News Releases with Multimedia' and 'News By Industry'. Under 'News By Industry', there is a list of 20 industry categories, each with an 'Add to Readers' button. A blue arrow points to 'Automotive News'. Below this is a 'News By Subject' section with a list of 10 subject categories, also with 'Add to Readers' buttons. A second blue arrow points to 'Food News'. On the right side of the page, there is a 'BUSINESS WIRE NEWS FEEDS' section with instructions on how to add feeds and a 'CREATE CUSTOM RSS FEEDS' section. At the bottom of the page, there is a 'GOOGLE GADGET' section.

© Sabrina I. Pacifici

The screenshot shows the Biz Journals website interface. It features a grid of RSS feeds organized by city, industry, and region. Each feed entry includes a 'GOOGLE' icon and a 'MY YAHOO' icon. A red box highlights the 'CITY' column, which lists various cities like Phoenix, Pittsburgh, Portland, Raleigh/Durham, Sacramento, St. Louis, San Antonio, San Francisco, San Jose, Seattle, South Florida, Tampa Bay, Washington, D.C., and Wichita. A purple box highlights the 'REGIONAL' column, which lists regions like Midwest U.S., Northwest U.S., Southwest U.S., Northeast U.S., and Southeast U.S. A red box highlights the 'INDUSTRY' column, which lists various industries like Industry Regulation, Pharmaceuticals, Physician Practices, High Tech, Cable, TV & Radio, Computers, E-commerce, Internet, Networking, Semiconductors, Software, Telecom, Wireless, PaaS & PDA, Manufacturing, Real Estate, Commercial, Construction, RETS & Finance, Residential, Retailing & Restaurants, Restaurants, Retailing, Sports Business, Travel, Airlines & Airports, Lodging & Conventions, Tourism, and Travel Services. A purple box highlights the 'REGIONAL' column. Arrows point from the explanatory text to these highlighted areas.

Biz Journals
http://www.bizjournals.com/rss_promo/

>>Choose RSS feeds by city, industry or region.

>>Specificity improves efficiency of research process, and >>decreases receipt and review of irrelevant information.

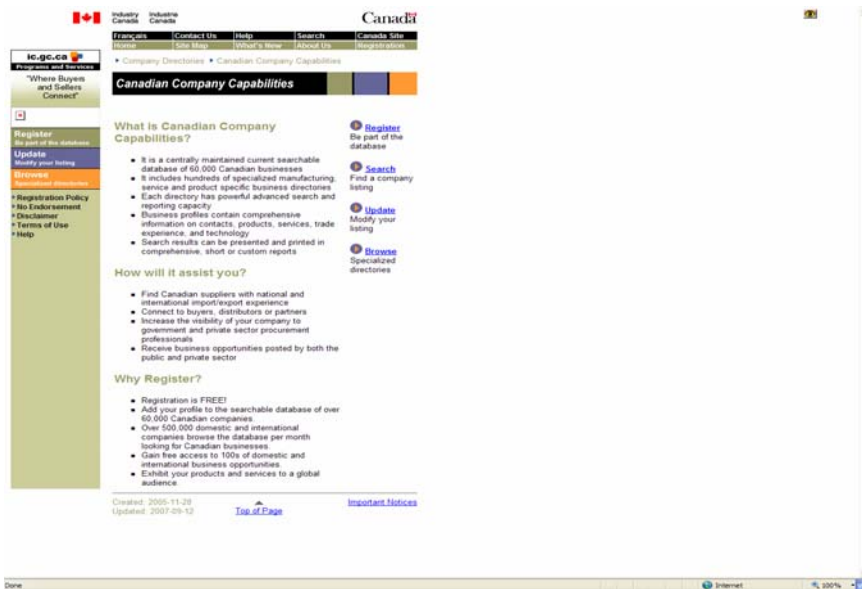
© Sabrina I. Pacifici

Industry Canada – by sector http://www.ic.gc.ca/epic/site/ic1.nsf/en/h_00066e.html?OpenDocument&



© Sabrina I. Pacifici

Canadian Company Capabilities, free but requires registration <http://www.ic.gc.ca/epic/site/cc-rec.nsf/en/Home>



© Sabrina I. Pacifici

Google Finance <http://finance.google.com/finance>

China Digital TV Holding Co., Ltd. (Public, NYSE:STV) - [Add to Portfolio](#) - [Discuss STV](#)

49.13 Open: 43.51 High: 43.90 Low: 43.00 Oct 12 - Close: 49.13 52Wk High: 54.00 Low: 41.50 Avg Vol: 8.69M Market Cap: 2.73B P/E: N/A Dividend: N/A Yield: N/A Shares: 55.50M Inst. Own: N/A Beta: N/A EPS: 0.29 After Hours: 50.23 +1.19 (2.44%) - Oct 12, 7:59PM ET

Compare [Settings](#) [Historical Prices](#) [Link to chart](#)

Related Companies
Sector: [Technology](#) > Industry: [Software & Programming](#)

Financials (in millions of USD)	Quarterly (Jun 07)	Annual (2006)	Annual (2005)
Income Statement			
Total Revenue	21.55	30.37	13.09
Gross Profit	17.65	23.79	9.18
Operating Income	13.23	18.49	5.35
Net Income	12.16	12.99	4.54
Balance Sheet			
Total Current Assets	30.45	30.47	14.89
Total Assets	33.50	33.50	16.22
Total Current Liabilities	7.40	20.45	6.43
Total Liabilities	12.22	25.56	9.31
Total Equity	21.29	7.94	6.91

Discussions
[Re: Next HOT CHINESE IPO, High Educations](#)
[STV has held-up pretty good around \\$50, except that one bad day...](#)
[Re: Will it reach \\$55 in coming week?](#)
[Re: National People's Congress](#)

Summary
 China Digital TV Holding Co., Ltd. (COTV Holding) is a provider of conditional access (CA) systems to the digital television market in the People's Republic of China. The Company's CA systems, which consist of smart cards, head-end software for television network operators and terminal-end software for set-top box manufacturers, enable digital television network operators in China to control the distribution of content and value-added services to their subscribers and block unauthorized access to their networks. Its core products and services include and/or are: CA, set-tops, set-top boxes, conditional access, set-top boxes, and...

© Sabrina I. Pacifici

YAHOO! FINANCE <http://finance.yahoo.com/search>

Company News RSS Generator
 Enter stock symbols:

Popular Stocks

1. IBM (NYSE)
2. Amazon.com (NASDAQ)
3. Coca-Cola (NYSE)
4. General Electric (NYSE)
5. Microsoft (NYSE)

Yahoo! Finance RSS Feeds
 Select one or more stock symbols below to generate a Finance News RSS feed.

Columns	Companies	Healthcare	Technology
News Topics	Company Stocks	Industry Stocks	Utility
Stocks/News	Financial	Service	

Columns

David Bell	David Fink
Mark Green	Laura Rutledge
Jim Chan	Henry Siegel, Ph.D.
Neil Sankharia, Ph.D.	Sam Stern
Michael Koppman	Charles Wheeler
Harold Davis	Paul Horowitz
Alan Dowd	

News Topics

U.S. News	Mergers & Acquisitions
Business & Government	Regulation & Compliance
International Finance	Market Capital
Market Focus	Trading Plans
Energy	Trading Strategies
Commodities	Trading Ideas
Currencies	Banking

Use Finance Search to find:

- Private Companies: [Autos](#), [Airlines](#), [Biotech](#), [Diversified](#), [Food](#), [Fintech](#), [Retail](#), [Tech](#), [Telecom](#), [Utilities](#)
- Subsidiaries: [Comcast Cable](#), [IBM Global Services](#), [J&C Networks](#)
- People: [George Soros](#), [Jeffrey Immelt](#), [Masayoshi Hiro](#), [Rupert Murdoch](#)
- More: Public companies, news, finance topics, and more.

More Yahoo! Finance search tools:
[Symbol Lookup](#) - [Stock Screener](#) - [Stocks by Industry](#) - [Yahoo! Search](#) - [Advanced News Search](#)

© Sabrina I. Pacifici

Google/Yahoo finance <http://financene.ws/>

The screenshot displays two financial news websites side-by-side. On the left is Google Finance, featuring a 'Market summary' section with a line chart showing market performance over time. Below the chart are 'Top movers' and a 'Currency Converter' for Sterling Pounds. On the right is Yahoo! Finance, which shows a list of news articles with headlines such as 'October gets a makeover with pink goods', 'A more competitive dollar is good for America', and 'Boeing delays delivery of 787'. The browser's address bar shows 'http://financene.ws/' and the taskbar at the bottom indicates the system date and time.

© Sabrina I. Pacifici

Free Moreover RSS News Feeds http://w.moreover.com/site/products/ind/rss_feeds.html

The screenshot shows the 'Free Moreover RSS News Feeds' page on the Moreover website. The page is designed for users to select from various RSS news feeds. It includes a navigation menu at the top, a main heading 'products : for individuals', and a central section titled 'Free Moreover RSS News Feeds'. This section contains a 'Choose a feed from our prebuilt categories' dropdown menu with options like 'Business general', 'Finance', and 'Technology'. To the right, there are sections for 'Compatible RSS Readers' and 'Newsfeed of the day'. The footer of the page contains copyright information for 2007 Moreover Technologies, Inc.

© Sabrina I. Pacifici